



琉球大学  
研究技術 & SDGs事例  
マッチングサイト

SUSTAINABLE  
DEVELOPMENT  
GOALS

企業の皆様へ

研究シーズ

特許情報

研究者一覧

ライノリイエンス / 環境・エネルギー / 製造技術 / 製造技術 / 材料・デバイス / 機械 / 建築・土木 / 情報・通信 / 計測・分析 / 社会実  
験 / 農林水産 / その他

# SUSTAINABLE DEVELOPMENT GOALS






Name:

Class:

Number:

# Presentation



## Objective

Through this project, students will learn to create a presentation, including the following:

- Brainstorming
- Researching
- Using a graph / chart
- Creating an outline
- Common presentation expressions
- Speech
- Presentation delivery



**Do not** use difficult vocabulary or grammar. Use English you know.  
Don't use the dictionary or google translate too often.

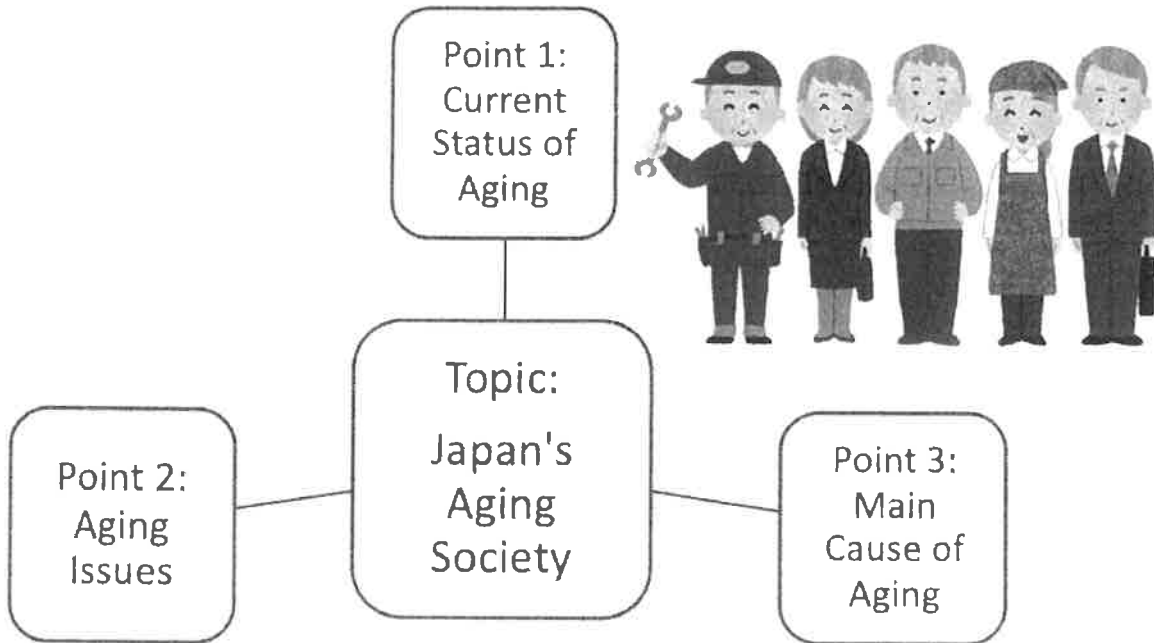


Name:

Class:

Number:

## #1: Brainstorming



### Point 1: Current Status of Aging

- Aging base
- Overseas comparison

### Point 2: Main Cause of Aging

- Low birth rate
- average life expectancy

### Point 3: Aging Issues

- Decline of tax revenue
- Increase in pension and medical expenses

• word scramble game to find group



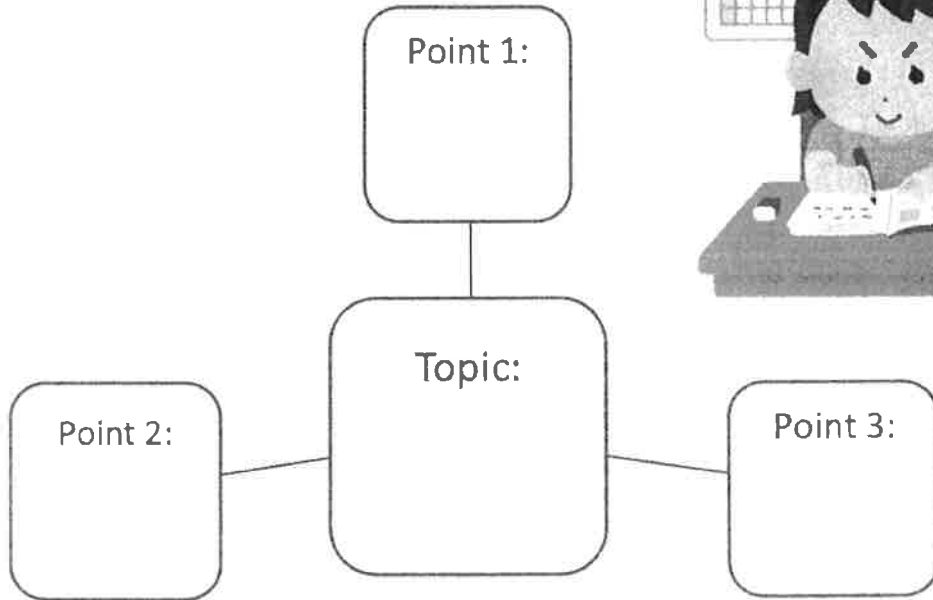
Name:

Class:

Number:

# #1: Brainstorming (cont.)

Plan your points using keywords. INDIVIDUAL WORK



Point 1: \_\_\_\_\_

- \_\_\_\_\_
- \_\_\_\_\_
- \_\_\_\_\_

Point 2: \_\_\_\_\_

- \_\_\_\_\_
- \_\_\_\_\_
- \_\_\_\_\_

Point 3: \_\_\_\_\_

- \_\_\_\_\_
- \_\_\_\_\_
- \_\_\_\_\_



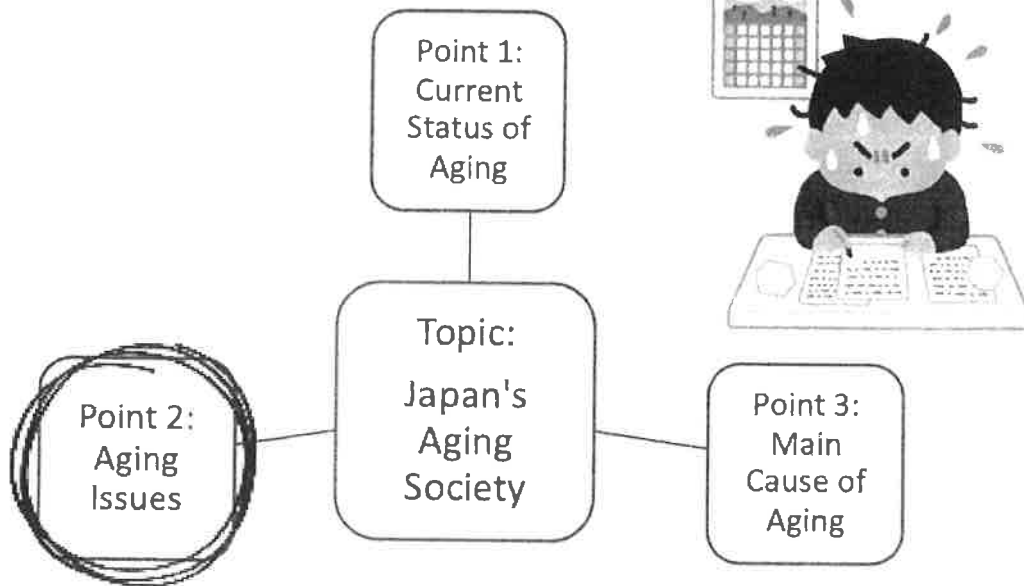


Name:

Class:

Number:

## #2: Research



Point : Aging Issues

### Data

- birthrate: 1.42 in 2014
- Japanese: long lifespan

### Analyze Data

- birthrate has been getting lower in Japan
- Japanese people have one of the longest lifespans in the world

o game: data  
o lesson



Name:

Class:

Number:

### #3: Research (cont.)

Research and analyze data. Write key phrases. INDIVIDUAL WORK



**Point** (circle one) 1 2 3 : \_\_\_\_\_

**Data**

- \_\_\_\_\_
- \_\_\_\_\_

**Analyze Data**

- \_\_\_\_\_
- \_\_\_\_\_
- \_\_\_\_\_

\*you must use at least one graph or chart in your individual presentation



Name:

Class:

Number:

### #3: Outline

Introduction: Gain interest and present main idea	
Greeting	Hello, Everyone. Today, I'd like to talk about the aging of Japan.
Hook	Before I begin, let me ask you some questions.
Importance	How fast do you think Japan is aging?
Main Idea	What do you think are the main reasons for Japan's aging?

Body: explain 1 of 3 main points with data and analysis [Refer to POINT 2 on pg. 5]	
Transition	There are two main reasons for Japan's aging society.
Supporting Data 1	The birth rate is getting lower, and it was 1.42 in 2014.
Supporting Data 2	<u>Second</u> , Japanese people have one of the longest average lifespans in the world.
Analysis	e.g. <u>From this info</u> , we can clearly see that the birth rate is decreasing, while the amount of elderly is constantly increasing due to long life expectancy.
Concluding statement	e.g. <u>Therefore</u> , I strongly believe that these are the greatest factors contributing to Japan's aging society. If this trend continues, we may face more social issues in the near future.

Conclusion: summarize points, present importance and strong final message	
Restate points	<u>To summarize</u> , Japan is aging rapidly due to the low birthrate and long average lifespan [...]
Importance	[...] and this will have a serious effect on the Japanese government's revenue and expenditure
Final Message	All of us have to think carefully about this matter for our future.
Greeting	Thank you very much for your attention



Name:

Class:

Number:

### #3: Outline (cont.)

Let's outline your presentation. Write in complete sentences. INDIVIDUAL WORK

**Presentation Topic:** \_\_\_\_\_

#### Student 1

Introduction: Gain interest and present main idea	
Greeting	Hello everyone, my name is _____. My group members are _____, _____, and _____.
Hook	[provide interesting data or questions to engage your audience]
Importance	
Main Idea	e.g. We will explain the following: [a], [b], and [c]. And how these lead to [...] e.g. What do you think are the main reasons why [...] ? e.g. These are the main reasons why [...]

Conclusion: summarize points, present importance and strong final message	
Restate points	e.g. To summarize, [...]
	e.g. In conclusion, [...]
Importance	[Who is involved/affected? What are the current effects and statistics presented? Future consequences if not addressed? What morals or ethics are questioned?]
Final Message	[provide thought-provoking question or call-to-action]
Greeting	Thank you very much for your attention. Are there any questions?





Name:

Class:

Number:

### #3: Outline (cont.)

Let's outline your presentation. Write in complete sentences. **INDIVIDUAL WORK**

Point \_\_\_\_\_ : \_\_\_\_\_

Student (circle one): **2** **3** **4**

Body: explain 1 of 3 main points with data and analysis		
Transition	e.g. To start with, [...] e.g. First of all, [...] e.g. Secondly, [...]	e.g. Thirdly, [...] e.g. Lastly, [...]
Supporting Data 1	e.g. Please refer to this graph/chart [...] e.g. Graph __ shows that [...] e.g. This graph shows that	e.g. First, [present data 1] e.g. Second, [present data 2]
Supporting Data 2		
Analysis	e.g. From this info, [present analysis] e.g. This info shows that [present analysis]	e.g. We can speculate that [present analysis]
	[provide analysis of data and what can be explained from the data]	
Concluding statement	e.g. Therefore, [...]	
	[importance of analysis and provide transition into next point]	



Name:

Class:

Number:

### **#3: Speech**

Let's write out your entire speech. Write in complete sentences. **INDIVIDUAL WORK**

- Use speech expressions (e.g. first, from this info, therefore, etc.)
- Include speech notes [e.g. refer to graph] when needed
- Minimum of 1-2 minutes
- Memorize. NO notecards.

Heading (point/intro/conclusion): \_\_\_\_\_

Handwriting lines for the speech content.



Name:

Class:

Number:

## #3: Speech Delivery

Persona	
Posture	<ul style="list-style-type: none"><li>• Relax and Face the audience</li><li>• Stand straight with shoulders relaxed back and your feet firmly planted</li><li>• Hands to the side or with hands folded near your abdomen</li><li>• Open up your body (even when referring to a graph)</li></ul>
	Never : <ul style="list-style-type: none"><li>• Fold arms or put hands in pockets</li><li>• 3 Ss: Slouch, shift, sway</li><li>• Distract the audience with unnecessary movement</li></ul>
Eye-contact	<ul style="list-style-type: none"><li>• Make eye contact with <u>different</u> people in <u>different</u> regions</li><li>• When answering a question, maintain eye contact</li><li>• <u>Change eye contact and direction to mark a transition</u></li></ul>
Gestures	<ul style="list-style-type: none"><li>• Use gestures to emphasize words</li><li>• Point and look at visual aids</li><li>• Use multiple gestures. Do not use the same gesture twice</li><li>• When to use gestures Numbers, pointing, word emphasis</li></ul>
Facial Expression	<ul style="list-style-type: none"><li>• Smile at the beginning</li><li>• Change your expression accordingly Serious: during important point</li></ul>

Speaking	
Speaking	<ul style="list-style-type: none"><li>• Pronounce clearly in a loud voice</li><li>• Project voice with relaxed and deep breaths</li><li>• Use slow breathing to track your pace</li><li>• Emphasize points by: pausing, increasing volume, speaking slowly</li></ul>
	Never : <ul style="list-style-type: none"><li>• Place anything over your mouth while speaking</li><li>• Talk fast</li><li>• Speak while facing the board</li><li>• Speak with your head tilt down</li></ul>

Tip! When stuck, pause for a moment and then continue.

\*refer to *Vision Quest English Expression II Ace* (pg.92) for answering/asking questions

• speed dating game  
with expressions




Name:

Class:

Number:

# Speech Delivery

Persona	
Posture	<ul style="list-style-type: none"> <li>• Relax</li> <li>• Stand straight with shoulders relaxed back and your feet firmly planted</li> <li>• Hands to the side or with hands folded near your abdomen</li> <li>• Always face the audience (even when referring to a graph)</li> </ul>
	Never : <ul style="list-style-type: none"> <li>• Fold arms or put hands in pockets</li> <li>• 3 Ss: Slouch, shift, sway</li> <li>• Distract the audience with unnecessary movement</li> </ul>
Eye-contact	<ul style="list-style-type: none"> <li>• Make eye contact with <u>different</u> people in <u>different</u> regions</li> <li>• <u>Change eye contact and direction to mark a transition</u></li> <li>• When answering a question, maintain eye contact</li> </ul>
Gestures	<ul style="list-style-type: none"> <li>• Use gestures to emphasize words</li> <li>• Use multiple gestures. Do not use the same gesture twice</li> <li>• When to use gestures Numbers, pointing, word emphasis</li> <li>• Point and look at visual aids</li> </ul>
Facial Expression	<ul style="list-style-type: none"> <li>• Smile at the beginning</li> <li>• Change your expression accordingly Serious: during important point</li> </ul>

Speaking	
Speaking	<ul style="list-style-type: none"> <li>• Pronounce clearly in a loud voice</li> <li>• Project voice with relaxed and deep breaths</li> <li>• Use slow breathing to track your pace</li> <li>• Emphasize points by: pausing, increasing volume, speaking slowly</li> </ul> 
	Never : <ul style="list-style-type: none"> <li>• Place anything over your mouth while speaking</li> <li>• Talk fast</li> <li>• Speak while facing the board</li> <li>• Speak with your head tilt down</li> </ul>

**Tip! When stuck, pause for a moment and then continue.**

\*refer to *Vision Quest English Expression II Ace* (pg.92) for answering/asking questions

